

SkyBestTV NOW



Amazon Fire TV Device User Guide

Compatible with:

Stick Gen2, Fire TV Gen3, Stick 4K & Fire Cube Gen2

*Other devices may work, but are not guaranteed.

ADDING SKYBEST TV NOW TO YOUR AMAZON FIRE TV

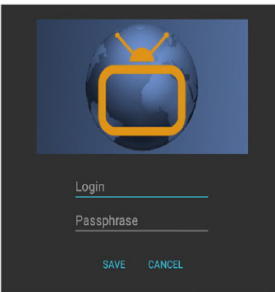
You can add the SkyBestTV NOW app to your Amazon Fire device in a few ways.

One way is to add it via a web browser through your Amazon account.

Search Amazon for SkyBestTV NOW.

- Add the app to your account.
- If using a compatible device, the app should appear on the device within a few minutes.
- Once the app appears on the device, launch the app.
- After loading, a screen should appear requesting a 6-digit code. (*Type in the code provided to you by SkyLine/SkyBest when you signed up for SkyBestTV NOW.*) *If you already have SkyBestTV NOW, generate a device code from another device using the steps below.*
 - While in the guide, press the back button (Tab Bar at the top appears).
 - Arrow to Account menu.
 - Scroll to the bottom and select "Add Device".
 - The next screen will contain the Login (6-digit) and Passphrase (8-digit) codes.
 - Enter the codes retrieved from the other device into the FireTV device.
- Once authenticated, the guide should appear. Make a selection to start viewing.

Another way is to add the SkyBestTV NOW app is to add through your Amazon Fire device. Press the Home button and navigate Left to the search magnifying glass. Type in or use Voice Search to enter SkyBestTV NOW.



Select and click the Get button to download the App. Once the installation is completed, you will be prompted for a Login and Passphrase.

If you haven't received these, please contact our office. After entering the Login and Passphrase press Save and then you are ready to stream.

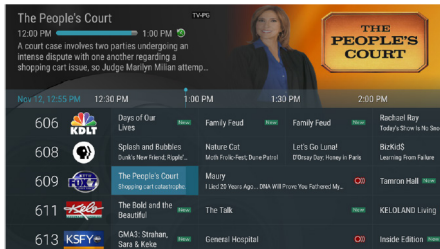
Navigating the App Content and Lists

Pressing left, right, up or down on the remote circle will highlight specific items. Pressing in the center of the remote circle will open a highlighted item. To return to the Home screen, press the Home button. Press the Back button to move back to the previous screen.



Watching SkyBest TV NOW

From Home Screen, use the remote to highlight and expand the SkyBest TV NOW icon and press the center of the remote. This action will open your on-screen Program Guide. To watch a channel, press up or down on the remote ring to any program highlighted in blue and press the Play/Pause button to view a currently-airing program.

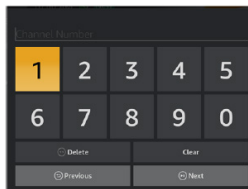


Channel Surfing

While watching a currently airing program, press the top of the remote circle to view the next higher numbered channel. Press the bottom of the remote circle to view the next lower numbered channel.

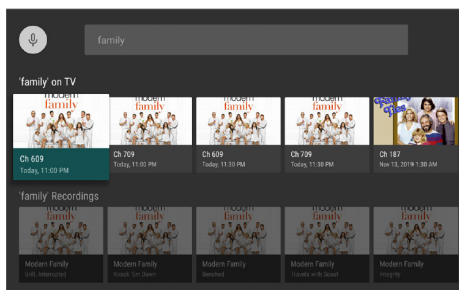
Enter Channel Number Feature

While watching a currently airing program, press the top of the remote circle to view the next higher numbered channel. Press the bottom of the remote circle to view the next lower numbered channel.



Program Search Feature

You can use the Search feature to find Live and Future programs. From the Program Guide, press the Back button to open the Tab Bar, scroll right to the Search feature, press on the lower part of the remote ring, and then press the right side of the remote ring to open a typing pad. You can manually type in a program search by typing in letters of a program that you are searching for. To use the voice search, press and hold the Microphone button while saying the name of the program you are looking for.



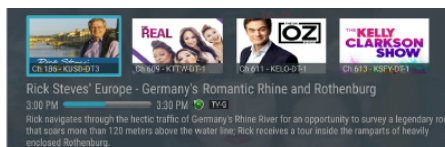
The results will be more specific if you type in or pronounce more letters in the name of the program. You can also use the search feature to find specific types of program, like a program with the name "Today" in the title. To view your search results, highlight Next on the keypad and press the center of your remote. The search results will show currently airing or upcoming programs in the top row. Highlight a program, press the center of your remote, and then select Watch to view the program.

Pause Live TV

Life happens and there may be times when you need to take care of something while watching your favorite program. While watching live TV, press on the Play/Pause button on your remote once to pause the program. After you have let the dog out, raided the refrigerator, or completed any other task, just press the Play/Pause button one more time to continue watching your program.

Quick Guide

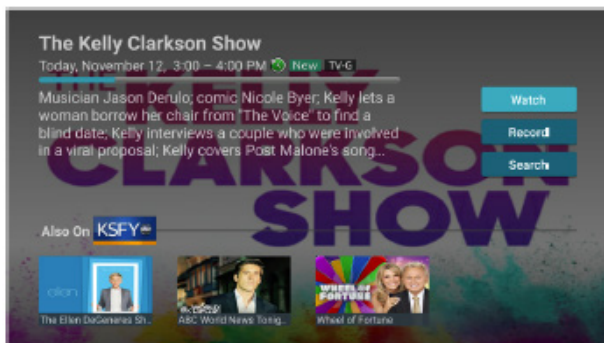
During a live program press the lower part of the remote control ring to pull down a menu list of your most recently-watched channels. Scroll left or right to choose a new channel and press the center of your remote to watch it.



On-Screen Guide Management

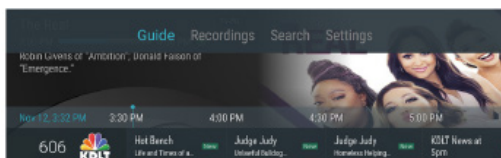
From Home Screen, use the remote to highlight and expand the SkyBest TV NOW icon and press the center of the remote. This action will open your on-screen Program Guide. Press Up, Down, Left or Right to scroll through your channel lineup. Pressing the center of your remote on a highlighted program will open a program screen with detailed information about the program. This screen will also display Watch and Search options.

To Watch, use your remote to highlight the Watch button and press the center of your remote. Choose the Search feature if you want to see future dates and times that this program will air.



Tab Bar

From the Program Guide, press the Back button on your remote to open the Tab Bar. The Tab Bar allows you to scroll Left or Right to access the Guide, Search, and Settings options. Details on the Search options will be covered in subsequent pages of this guide.



Adding New Devices to Your Service

Before you add a new device to this service, go to Settings in your Tab Bar from an activated device, scroll down and highlight Add Device. Press the center on your remote to generate a Login and Passphrase for the new device. Follow the directions at the beginning of this guide for adding this service to your new Amazon device, and use the displayed Login and Passphrase when you are prompted to activate this service.

Stop Viewing a Program & Exit the App

To stop viewing a program, press the Back Arrow to return to the guide. To exit the app, press the Back Arrow and return to the home menu.



1-800-759-2226 | www.skybest.com